

25 October 2019

ASX Release

ASX Code: CXX

---

## September 2019 Quarterly Report

---

**Cradle Resources Limited (“Cradle” or “Company”) (ASX: CXX)** presents its quarterly report for the period ended 30 September 2019.

The Company continues to advance its Panda Hill Niobium Project (“Project”) located in Tanzania, as well as considering new opportunities in the resources sector that could add value to shareholders.

During the quarter, the Company continued to liaise with the Tanzanian Government to clarify the uncertainty surrounding legislation governing the mining sector in Tanzania, and to progress discussions on what project financiers would require so as to complete the financing of the Project.

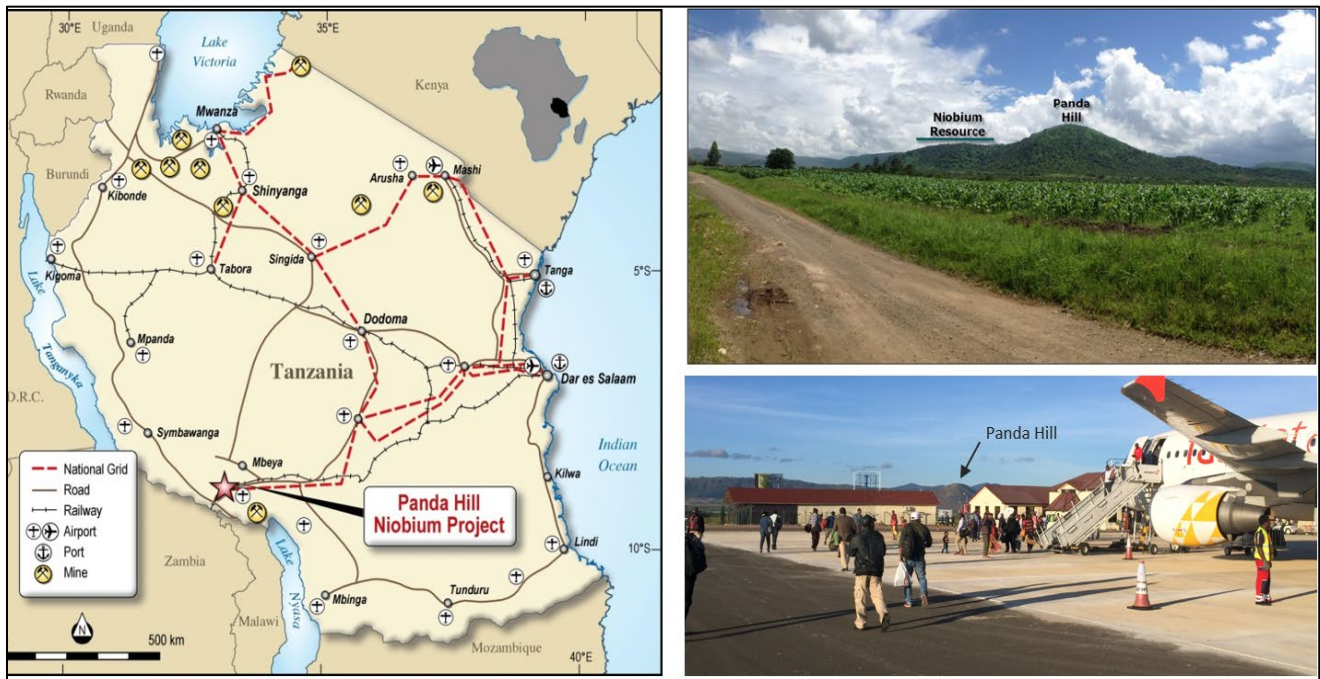
### Contact Information

For further information, please contact:

Grant Davey, Executive Director  
Tel: +61 8 6143 6730

## Panda Hill Niobium Project

The Project is located in the Mbeya region in south western Tanzania, approximately 680km west of the capital Dar es Salaam (Figure 1). The industrial city of Mbeya is situated only 26km from the project area and has a population of approximately 280,000 people. The Project is located near the main highway to the capital Dar es Salaam and in close proximity to the Songwe Airport which has regular domestic flights from Dar es Salaam and plans for regional expansion.



**Figure 1: Location of the Panda Hill Niobium Project**

The Project is covered by three granted Mining Licences (Figure 2) totalling 22.1km<sup>2</sup>, which will enable a quick transition from the study and development phases, through construction and into operation. The area has excellent access to infrastructure, with existing roads, rail, airports and power available in close proximity. The three granted Mining Licenses were all renewed during the December 2015 quarter for a further 10-year period (valid until November 2026).

Cradle owns 50% of PHT, which owns 100% of the Project. Cradle and Tremont have entered into an agreement in relation to PHT ("Shareholders Agreement").

As previously advised, the Company and Tremont are in dispute regarding whether a definitive feasibility study has been delivered within the meaning of the Shareholders Agreement. The dispute has been referred to arbitration. The arbitration hearing which was scheduled for June/July 2019 has now been adjourned. Cradle's position remains as set out previously. Subject to the outcome of the dispute, if the definitive feasibility study which has been presented is accepted as a definitive feasibility study within the meaning of the Shareholders Agreement the parties will then consider whether to proceed with construction of a mine to carry out mining activities on the Project ("Decision to Mine"). Any Decision to Mine on the Project will require Cradle to provide funding to PHT based on its pro-rata shareholding

in PHT or dilute its interest in PHT based upon a value of such interest of US\$20 million plus contributions made by Cradle since October 2015, which is currently approximately US\$3.5 million.

During the quarter, the Company continued to liaise with all levels of the Tanzanian Government to clarify the uncertainty surrounding the amendments to the legal framework governing the mining sector in Tanzania that were introduced during 2017 and to progress discussions on what project financiers would require so as to complete the financing of the project.

On 8 July 2019 Mr Ian Middlemas resigned as Chairman and Director, Mr Gregory Swan resigned as Company Secretary and Mr Chris Bath was appointed as Director and Company Secretary of the Company.

### Tenement Summary

As at 30 September 2019, PHT, the joint venture company owned 50% by Cradle and 50% by Tremont Investments Limited, held the following interests in tenements:

Project	Tenement Number	Percentage Interest
Panda Hill Niobium, Tanzania	ML237/2006	100%
Panda Hill Niobium, Tanzania	ML238/2006	100%
Panda Hill Niobium, Tanzania	ML239/2006	100%

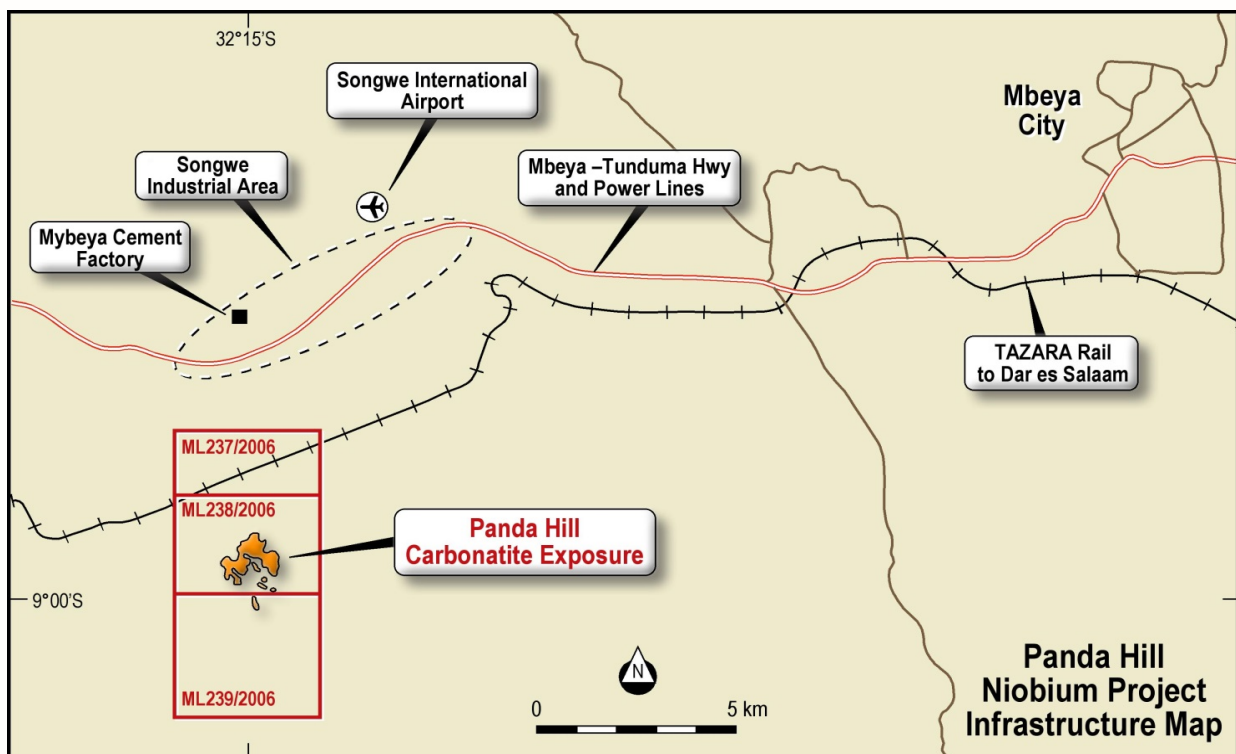


Figure 2: Mining Licences and Local Infrastructure

## Appendix 5B

### Mining exploration entity and oil and gas exploration entity quarterly report

Introduced 01/07/96 Origin Appendix 8 Amended 01/07/97, 01/07/98, 30/09/01, 01/06/10, 17/12/10, 01/05/13, 01/09/16

#### Name of entity

CRADLE RESOURCES LIMITED (ASX CODE: CXX)

#### ABN

60 149 637 016

#### Quarter ended ("current quarter")

30 September 2019

Consolidated statement of cash flows	Current quarter \$A'000	Year to date (3 months) \$A'000
<b>1. Cash flows from operating activities</b>		
1.1 Receipts from customers	-	-
1.2 Payments for		
(a) exploration & evaluation	(66)	(66)
(b) development	-	-
(c) production	-	-
(d) staff costs	(54)	(54)
(e) administration and corporate costs	(133)	(133)
1.3 Dividends received (see note 3)	-	-
1.4 Interest received	4	4
1.5 Interest and other costs of finance paid	-	-
1.6 Income taxes paid	-	-
1.7 Research and development refunds	-	-
1.8 Other (provide details if material):		
(a) business development costs	-	-
(b) arbitration costs	(5)	(5)
<b>1.9 Net cash from / (used in) operating activities</b>	<b>(254)</b>	<b>(254)</b>
<b>2. Cash flows from investing activities</b>		
2.1 Payments to acquire:		
(a) property, plant and equipment	-	-
(b) tenements (see item 10)	-	-
(c) investments	-	-
(d) other non-current assets	-	-

<b>Consolidated statement of cash flows</b>		<b>Current quarter \$A'000</b>	<b>Year to date (3 months) \$A'000</b>
2.2	Proceeds from the disposal of:		
	(a) property, plant and equipment	-	-
	(b) tenements (see item 10)	-	-
	(c) investments	-	-
	(d) other non-current assets	-	-
2.3	Cash flows from loans to other entities	-	-
2.4	Dividends received (see note 3)	-	-
2.5	Other (provide details if material)	-	-
<b>2.6</b>	<b>Net cash from / (used in) investing activities</b>	<b>-</b>	<b>-</b>

<b>3.</b>	<b>Cash flows from financing activities</b>		
3.1	Proceeds from issues of shares	-	-
3.2	Proceeds from issue of convertible notes	-	-
3.3	Proceeds from exercise of share options	-	-
3.4	Transaction costs related to issues of shares, convertible notes or options	-	-
3.5	Proceeds from borrowings	-	-
3.6	Repayment of borrowings	-	-
3.7	Transaction costs related to loans and borrowings	-	-
3.8	Dividends paid	-	-
3.9	Other (Monies held for onsite cash spend)	-	-
<b>3.10</b>	<b>Net cash from / (used in) financing activities</b>	<b>-</b>	<b>-</b>

<b>4.</b>	<b>Net increase / (decrease) in cash and cash equivalents for the period</b>		
4.1	Cash and cash equivalents at beginning of period	1,865	1,865
4.2	Net cash from / (used in) operating activities (item 1.9 above)	(254)	(254)
4.3	Net cash from / (used in) investing activities (item 2.6 above)	-	-
4.4	Net cash from / (used in) financing activities (item 3.10 above)	-	-

<b>Consolidated statement of cash flows</b>		<b>Current quarter \$A'000</b>	<b>Year to date (3 months) \$A'000</b>
4.5	Effect of movement in exchange rates on cash held	-	-
<b>4.6</b>	<b>Cash and cash equivalents at end of period</b>	<b>1,611</b>	<b>1,611</b>

<b>5.</b>	<b>Reconciliation of cash and cash equivalents</b> at the end of the quarter (as shown in the consolidated statement of cash flows) to the related items in the accounts	<b>Current quarter \$A'000</b>	<b>Previous quarter \$A'000</b>
5.1	Bank balances	1,611	1,865
5.2	Call deposits	-	-
5.3	Bank overdrafts	-	-
5.4	Other (provide details)	-	-
<b>5.5</b>	<b>Cash and cash equivalents at end of quarter (should equal item 4.6 above)</b>	<b>1,611</b>	<b>1,865</b>

**6. Payments to directors of the entity and their associates**

- 6.1 Aggregate amount of payments to these parties included in item 1.2
- 6.2 Aggregate amount of cash flow from loans to these parties included in item 2.3
- 6.3 Include below any explanation necessary to understand the transactions included in items 6.1 and 6.2

<b>Current quarter \$A'000</b>
(49)
-

Directors' fees and superannuation.

**7. Payments to related entities of the entity and their associates**

- 7.1 Aggregate amount of payments to these parties included in item 1.2
- 7.2 Aggregate amount of cash flow from loans to these parties included in item 2.3
- 7.3 Include below any explanation necessary to understand the transactions included in items 7.1 and 7.2

<b>Current quarter \$A'000</b>
-
-

Nil

**8. Financing facilities available**

*Add notes as necessary for an understanding of the position*

Total facility amount at quarter end \$A'000	Amount drawn at quarter end \$A'000
-	-
-	-
-	-

8.1 Loan facilities

8.2 Credit standby arrangements

8.3 Other (please specify)

8.4 Include below a description of each facility above, including the lender, interest rate and whether it is secured or unsecured. If any additional facilities have been entered into or are proposed to be entered into after quarter end, include details of those facilities as well.

Nil

**9. Estimated cash outflows for next quarter**


**\$A'000**

9.1	Exploration and evaluation	(50)
9.2	Development	-
9.3	Production	-
9.4	Staff costs	(50)
9.5	Administration and corporate costs	(65)
9.6	Other (provide details if material)	-
<b>9.7</b>	<b>Total estimated cash outflows</b>	<b>(165)</b>

10.	Changes in tenements (items 2.1(b) and 2.2(b) above)	Tenement reference and location	Nature of interest	Interest at beginning of quarter	Interest at end of quarter
10.1	Interests in mining tenements and petroleum tenements lapsed, relinquished or reduced				
10.2	Interests in mining tenements and petroleum tenements acquired or increased				

### **Compliance statement**

- 1 This statement has been prepared in accordance with accounting standards and policies which comply with Listing Rule 19.11A.
- 2 This statement gives a true and fair view of the matters disclosed.

Sign here:  Date: 25 October 2019  
(Company Secretary)

Print name: Chris Bath

### **Notes**

1. The quarterly report provides a basis for informing the market how the entity's activities have been financed for the past quarter and the effect on its cash position. An entity that wishes to disclose additional information is encouraged to do so, in a note or notes included in or attached to this report.
2. If this quarterly report has been prepared in accordance with Australian Accounting Standards, the definitions in, and provisions of, AASB 6: Exploration for and Evaluation of Mineral Resources and AASB 107: Statement of Cash Flows apply to this report. If this quarterly report has been prepared in accordance with other accounting standards agreed by ASX pursuant to Listing Rule 19.11A, the corresponding equivalent standards apply to this report.
3. Dividends received may be classified either as cash flows from operating activities or cash flows from investing activities, depending on the accounting policy of the entity.